

MONFLANQUIN

Arrival Information

FINDING THE HOUSE


The address is: 20 Rue Ste. Marie. When you enter the village turn right on Le Tour de Ville and proceed up hill until you reach Rue de L'Union and then turn left. Then take a left on Rue Ste. Marie the beginning of which is located on the SE corner of the Place des Arcades. It is a one-way street so you have to approach it going down hill. Park in front of the house and unload. You may hold up the traffic on this narrow street but that is what everyone does. However, you need to be a bit organized in advance so that you can minimize any traffic jams.



THE KEY

Our housekeeper, will have prepared the house ahead of time. Her telephone number will be provided before you leave for France. The door will either be open or there will be a key in the lock box on the window sill on the left hand side of the front window. The number to open the box will also be provided.

However, my husband attached the box upside down. Hopefully this is not too confusing. You just enter the number in the usual way, from left to right, but there numbers will be upside down. In case of difficulty Mme. Fournier next door at No.22 and Muriel Curtis at No.26 both have keys. When you enter, you will find another set of keys behind the door. Be sure to put them back when you leave.



PARKING

After you have unloaded, you will need to find a parking place. Parking is not usually a problem except during the Medieval Festival and other village events. You are not supposed to park on Rue Ste. Marie but you will notice that the locals flagrantly ignore this prohibition. There is often parking on the street at the beginning of Le Tour de Ville.



You will notice that le Tour de Ville is a two-way street for a short distance and then becomes one way for the remainder of its length. There are parking lots scattered around the village and they are not difficult to find.


THE HOUSE AND GROCERY SHOPPING

The house will be ready for your arrival and the beds will be made up. The only thing that you need to do is to buy some groceries. There is a fairly large "Casino" (pronounced Ca-zee-noh) grocery store not far from the village on the road to Villeneuve-sur-Lot where you will be able to buy everything you need. In the same location there is a pharmacy and a petrol station with reasonably priced petrol and diesel. Sunday is a problem for buying petrol. Very few stations have attendants on that day. However, if you may be able to fill your tank if you



have a chip and pin credit card. There are also a couple of good bakeries at the bottom of the hill and a tiny grocery store.

POWER SURGES



There are, apparently, repeated power surges in the village. This does not cause a problem with electronic devices but it does cause a problem with light bulbs. We replace them frequently and we also leave a supply in the house under the counter in the kitchen in case a replacement is needed. We apologize for any inconvenience this causes.

WIFI

The house has WiFi. WiFi login and password information required and will be provided. In addition, the library has WiFi and computers on the top floor. The library is located two doors up the street on the same side as our house. Since library hours are limited, another alternative is the Crêperie at the top of Rue Ste. Marie or the bar in the Olivier Hotel at the entrance to the village. They have strong systems and, if you buy a coffee, tea, or whatever..., you can stay there as long as you like but you must avoid their meal service times.

ELECTRIC HEATING


There are portable (Rolling) electric heaters in the upstairs bedrooms and there is a towel rack heater in the master bathroom. These heaters have simple on/off switches. The built-in wall heater in the dining room is much more powerful than the others and the on/of switch can be found at the back of the unit on the top right-hand side. Please be sure to turn the heaters off or down when you leave the house because electricity is very expensive in France.



WASHER AND DRYER

The Washer

The washer is a little complicated but I will do my best to explain. On the left-hand side of the control panel you will see a dial with all the different programs. On the right-hand side you will see an indication of the progress through the cycles or an indication of the amount of hours one can defer the start of the washing cycle.



A normal cycle takes three hours to complete.

This is much longer than normal American or English washers. However if you use cycles 6. or 7. at the bottom right hand side of the dial, these only take an hour and are the only ones I use unless I have clothes that are particularly dirty. You probably want to avoid the bottom row of buttons, the middle of which is called "Départ Différé". This button relates to delaying the start of the washing cycle for 3, 6, or 9 hours.

The washer has 15 cycles. The ones I use most often are 6 and 7. These seem to be good for most items.

How to Use the Washing Machine

1. Place a tablet of anti-calcaire in the drum.
2. Place a small amount of liquid laundry soap in the pull-out tray. (*Liquid only.*)
3. Close the door.
4. Go to the symbol that looks like an inverted and rotated "L". Make sure the machine is not paused. If it is, the bottom light will be flashing so push the button labelled "Départ" (Start)/"Pause" (Pause) on the right of the cycle selection dial to remove the "pause" command. One of the top lights should now be flashing.
5. Then push the button "Départ"/ "Pause" (Pause) again. The light should stop flashing and you should see a steady light over "Lavage"/3h light after that you should hear a click and the machine will start.
6. Once the door is locked you cannot open it again. There are other settings on this machine and some are related to delayed start times that take advantage of "off-peak" electricity rates but I am giving you the "French Washing Machine 101" instructions. Bon courage!

Washing Cycles

- 1 20 C (68 F) cold Cotton, Whites
- 2 30 C (86 F)
- 3 40 C (104 F)
- 4 60 C (140 F)
- 5 90 C (194 /f)
- 6 Froid (Cold) Synthetics, cotton, Slightly soiled
- 7 30 C (86 F) Synthetics, cotton, Slightly soiled
- 8 40 C (104 F) Synthetics, cotton, Slightly soiled
- 10 30 C (86 F) Mixed colors, slightly soiled
- 11 Prewash
- 12 Spin
- 13 Rinse
- 14 Dark Colors
- 15 Rapid 30 minutes

The Dryer

The most efficient way to dry your clothes is on the roof terrace. There is a clothes horse behind the couch on the top floor. When it is sunny, clothes dry very quickly up there. You can also put the clothes horse inside in front of the roof terrace French windows and you will find that method works well for drying. If you want to "fluff" your clothes, put them in the dryer for a few minutes. Because of the thick stone walls, there is no outlet for the accumulated steam. So the water condenses in a trap in the upper left-hand side of the dryer. You must empty out the water each time you dry something or the water will overflow and damage the machine.



PROBLEMS

If you have problems please call me at home, or on my cell phone, or email me. All contact numbers and email address will be provided. However, for immediate problems call our housekeeper. Her cell phone number and her email address will be provided.

THE MARKET

There is a market in the square (La Place des Arcades) every Thursday morning. The market has been in the square every Thursday since the 13th century—or so they claim in the Bastide Museum. During the months of July and August there is also a night market on Thursdays. These night markets are very entertaining and very much a part of the culture in SW France. You can buy good, inexpensive food for dinner and take your meal to a table in the square and dine with the rest of the village and village visitors.

There is often entertainment. The evening is a very pleasant and casual where everyone is friendly

RESTAURANTS

- There is a crêperie at the top of Rue Ste. Marie facing the square that is very good and reasonably priced.
- The Hotel Olivier has a bistro with very good, reasonably priced, three-course meals.
- There are currently three restaurants in the square Le Prince Noir, La Grappe de Raison, and La Terrace and are all worth a visit.
- There is a Pizzeria on Rue St. Pierre.
- The Lebanese Restaurant in the square has a good reputation.
- The bar, also on our street, is a good place for coffee or snacks and inexpensive meals where the owner is particularly friendly and accommodating. The bar is the center of the universe for social interaction in the village In all these establishments, the owners are very friendly but, as is the custom in France, you should not ask to share a meal or make substantial changes to meals offered.

THE TELEVISION

Once you turn on the power switch you will need to select a station before you see a picture. Please do not touch any of the switches on the side of the TV. Sorry, only French TV.

Note

If there is a rain or thunderstorm please close the bedroom windows or the shutters.

FEEDBACK

Please let us have your comments when you return.

Bon Séjour

